

PRODUCTIVE SOLUTIONS

GENIE® AERIAL
WORK PLATFORMS



Genie®
A TEREX BRAND

TAKING YOU **HIGHER**™

Customers First Always

Partnering for Success


Our dedication to Taking You Higher™ extends well beyond the physical reach of our products. We thrive on building satisfying customer relationships because you, our customer, are at the center of everything we do.

Since 1966, we've been developing products to solve your worksite challenges — and that process never ends. Our team of product managers and engineers use your input to design new products, featuring the latest technology to meet your changing needs. We manufacture those products to stringent standards that help increase quality, lower costs and give you exceptional value for years to come.

Providing Superior Value

Our commitment doesn't end with the sale. Our dedicated service teams are available 24 hours a day, 365 days a year to provide support when you need it most. In addition, our extensive parts network ships most parts within 24 hours. Simply put, we're always working to help increase your uptime so you can be more successful.

Genie is driven by one goal: Doing the right thing, at the right time for our customers. That's not just what we do; it's who we are. Tell us what you need. We're listening.



Setting the Standard: Terex Aerial Work Platforms (AWP) manufactures some of the most advanced, highest-valued lift equipment in the industry. Distinctive blue Genie® lifts set the standard for performance and durability — not to mention support from people who understand your business.



Convenience in a Cost-Effective Package

Genie® aerial work platforms are easy to use and cost effective, making them the first choice for a wide range of applications. One person can easily set them up and get to work within minutes, providing the ideal all-around tool for almost any access application. Their lightweight and compact size make Genie aerial work platforms convenient to use in schools, churches, warehouses and more. Genie aerial work platforms also provide solutions for interior work on large construction sites, such as high rises, as well as being perfect for light-duty construction purposes.

Genie aerial work platforms are designed to enhance productivity in the workplace. Flexible features on the Genie AWP®, IWP®, DPL® and Runabout® family models offer convenience at a low cost. Their lightweight construction makes them easy to maneuver, use and transport, delivering excellent uptime. Each model offers a variety of options and accessories to customize your machine. Genie aerial work platforms offer an economical solution for all your access needs.

The patented Genie mast system is the most rigid in the industry.

Convenient, Versatile Access

Genie® AWP® Super Series aerial work platforms are an industry favorite due to their ease of use, convenience and flexibility. Their lightweight maneuverability and durable design make them a versatile option for a wide variety of rental, light-duty construction and maintenance applications.



Easy Transport

The unique rear mast pivot bar and lightweight design allow it to be easily loaded into a pickup truck. Outrigger storage and forklift pockets, tie-down attachment points and an overhead crane attachment point add transportation convenience.



The Genie AWP Super Series is the top-selling aerial work platform in North America.



Durable Mast and Platform

The patented Genie® mast system is the most rigid in the industry. Constructed of durable aircraft-quality aluminum, the mast provides user comfort and security at all working heights. Units have a ground fault interrupter receptacle on the platform for convenient use of power tools (ANSI/CSA only).



Doorway Access and Maneuverability

All units roll through standard doorways for easy access, and models up to 30 ft (9.1 m) don't need to be tilted back. An exclusive six-point wheel and caster rocker base system also maneuvers easily around corners and over thresholds or debris.

A Base To Fit Your Needs

Choose from three bases (standard, narrow or rough terrain) and four different platform options for the exact lift that meets your access needs.

Standard Base

Our most popular model, perfect for everyday applications.



Narrow Base

Excellent for use on tight jobsites and narrow openings such as commercial office ceiling tiles.



Rough Terrain Base


Ideal for use on unfinished surfaces.



User-Friendly Controls

Controls include a low battery indicator, locking key switch and dual-activated up/down switch as well as outrigger setup confirmation lights. All AC and DC models are equipped with an auxiliary platform-lowering feature for descent in the event of a power failure.

The versatility of the Genie® AWP® Super Series work platforms provides multiple worksite solutions.



Close Access

The compact X-pattern outrigger footprint is the smallest in the industry, allowing access as close as 3 in (8 cm) from walls. With proximity like that, you'll be within easy arm's reach of your job. Simple setup and 6 to 46 ft 4 in (2 to 12.3 m) of working height make the Genie® AWP® Super Series lifts or platforms the ideal choice for applications requiring close access.



Tilt-Back

A tilt-back frame allows the Genie® AWP®-36S and AWP-40S models to roll through standard doorways.



Aerial Work Platform Models Available

AWP-20S

AWP-25S

AWP-30S

AWP-36S

AWP-40S

Stability and Reliability

Genie® IWP® Super Series lifts can be easily moved around your worksite and set up in seconds. In addition, all AC and DC models are equipped with an auxiliary platform-lowering feature located at the ground controls, enabling descent in the event of a power failure. Reaching heights of 35 ft 6 in (11 m), the easy-to-use Genie IWP lift comes in two base models (standard and wide) with four different platform options to meet your specific application requirements.



User-Friendly Platform and Controls

Control features include a low battery indicator, locking key switch, a dual-activated up/down switch and proper setup confirmation. Select units have a ground fault interrupter receptacle on the platform for convenient use of power tools.



** Shown with power wheel assist option*

Easy setup in seconds quickly gets you working at heights of up to 35 ft 6 in (10.8 m).



Outreach Option

Provides over 2 ft (61 cm) of additional horizontal reach (Genie® IWP®-20S only). Ideal for maneuvering up and over shelves, machinery and equipment (ANSI, CE, AUS only).



Exceptional Stability

Rigid aluminum mast provides user comfort and security, and features heavy-duty lifting chains for strength and reliability. Units also feature built-in automatic level sensing. Two front integral leveling jacks provide an additional 2 in (5 cm) of adjustability.



Doorway Access

The standard base model easily rolls through standard doorways. The Genie IWP-30S wide base model rolls through typical industrial double doorways.

** Shown with power wheel assist option*

Industrial Work Platform Models Available

IWP-20S

IWP-25S

IWP-30S

Convenience and Value

The Genie® DPL® Super Series lift is a cost-effective two-worker option. These versatile machines combine tight access maneuverability with ample space for two workers and tools on the larger platform. They also offer exceptional stability with a patented aluminum mast system, heavy-duty lifting chains and a welded steel base that stands up to tough jobsite conditions. Bottom line, they're the ideal choice for big jobs in small spaces (not available in the CE market).



Easy-to-Use Controls

Ground controls feature outrigger setup confirmation lights, low-battery indicator (DC models) and locking key switch. Dual-activated platform controls are easy to operate. Auxiliary platform lowering (from ground or platform) allows descent in the event of a power failure.



This low-cost option lifts two workers and their tools up to 40 ft 10 in (12.36 m).



Doorway Access

The Genie® DPL® lift rolls through standard doorways, and a convenient handle provides easy steering and maneuverability. The 4-position, non-marking swivel lock casters allow 360° rotation in areas as small as 7 ft 4 in x 2 ft 7 in (2.24 m x .79 m).



Easy Storage and Transport

Outrigger storage sockets, multidirectional forklift pockets and sturdy tie-down attachment points help you secure the machine for easy transport. Winch attachment points let you easily winch the Genie DPL lift on and off roll-back trucks.

Smooth, Efficient Power

AC (110 V or 220 V) and DC (12 V) power options are available — delivering clean, quiet operation for indoor or outdoor use. A platform-mounted GFCI 110 V electrical outlet is standard on all models.

Dual Personnel Lift Models Available

DPL-25S

DPL-30S

DPL-35S

Productive Solutions

The Genie® Runabout® (GR™), Runabout® Contractor (GRC™) and Genie QuickStock™ (QS™) lifts are compact, low-weight machines well suited for increasing productivity on the job. Efficient operation and convenient setup make the Runabout family models ideal for warehousing, stock-picking, transporting, inventory management and general maintenance. The construction-ready Genie Runabout Contractor lift features a tube-in-tube telescoping mast and steel platform for durability in rougher environments.



Driving and Steering

Features include zero inside turning radius, 30% gradeability, a spring-applied hydraulically released brake system and 10 in (25 cm) non-marking solid rubber tires. The unit is also driveable when fully elevated for increased productivity.

Easy Control and Service

Platform controls are equipped with on-board diagnostics. Auxiliary platform lowering enables descent in the event of a power failure.

Proportional lift and drive controls provide a smooth ride. Plus, hinged rear covers allow easy access to all major components for convenient servicing.

A zero inside turning radius and full elevation drive feature deliver increased productivity.



Precise Up and Over Access

With a max platform height of 25 ft 9 in, an up-and-over clearance of 21 ft 10.5 in (6.67 m) and a horizontal reach of 10 ft 1 in (3.05m), the Genie® GR™-26J™ lift gives you the outreach capability to get virtually any job done. A 140° rotating jib and 350° non-continuous hydraulic turntable allows for range of motion and precise positioning. These capabilities combined with the efficient electric drive motors and lowest weight in class make the Genie GR-26J lift the solution to your jobsite needs.

Compact Accessibility

Narrow 2 ft 5.5 in to 2 ft 7.5 in (75 to 80 cm) width and 4 ft 5 in (1.35 m) length allows the Genie GR, GRC™ and QS™ models to fit in most passenger elevators. Units can be driven through doorways with an operator on board due to its 2.5 in (6 cm) ground clearance in stowed position and low 15.5 in (39 cm) entry height.

Reach Further

The robust Genie® Runabout Contractor™ lift has a platform height of 12 ft (3.66 m) and a lift capacity of 500 lbs (227 kg). The Genie GRC-12 model also features a standard extension deck which provides a large work space for up to two operators and offers an extra 17.5 in (44 cm) of outreach.

Genie Runabout Family and QuickStock Models Available

GR-12

GR-15

GR-20

GR-26J

GRC-12

QS-12

QS-15

QS-20

Streamlining Inventory Management



The Genie® QuickStock™ (QS) lift is designed to make your inventory picking fast, easy and safe. An expansion of the versatile and popular Genie Runabout® product line, the Genie QuickStock lift is both compact and easy to maneuver. It is available in all three Genie Runabout® model heights (12 ft, 15 ft, and 20 ft), and comes in two different versions: Retail (R) or Warehouse (W).



QuickStock Retail Version

The Genie QuickStock Retail lift offers standard features customized for front of the house applications. Dual flashing beacons notify surrounding people that the unit is in operation. Additionally, an obstruction sensing pad located on top of the chassis senses when an object is on the unit, causing the platform to automatically stop descending.



QuickStock Warehouse Version

The Genie QuickStock Warehouse lift version is intended for controlled environments such as warehouse applications.

A Platform for Every Job

Choose from a variety of sizes, shapes and materials to create just the right lift solution for your specific application needs.

Genie® AWP®, IWP® and Runabout® Platform Options



Standard Platform With Sliding Midrail

27 x 26 in (69 x 66 cm)

An excellent general-purpose platform.



Gated Standard Platform

27 x 26 in (69 x 66 cm)

Provides “step in” entry.



Gated Narrow Platform

26 x 20 in (66 x 51 cm)

For access through standard ceiling tile and other small openings.



Standard Fiberglass Platform*

29 x 26.5 in (74 x 67 cm)

A general-purpose fiberglass platform designed for containing tools and materials.

Genie® Runabout Platform Options



GRC™ Rigid Steel Platform

Strong steel platform with standard extension deck offers an extra 16 in outreach.



Sliding Mid Rail Extension Deck Platform

55 x 29.5 in (140 x 75 cm)

provides 20 in (51 cm) of horizontal outreach and a larger work area within the platform.



Narrow Platform

The narrow platform option is perfect for accessing the space above ceiling tiles.



Stock Picker™ Platform

35 x 28.5 in (89 x 75 cm)

Offers dual side entry gates and front-folding tray.

* Fiberglass platforms do not provide protection from electric shock.

Genie® Quickstock™ Platform Option

Options for Aerial Work Platforms



Super-Straddle™

The Genie® Super-Straddle™ option allows you to use your aerial work platform in areas you never thought possible. The Super-Straddle feature provides up to 4 ft (1.22 m) of vertical clearance over fixed obstacles. Easily access light bulbs, ceiling panels or other maintenance tasks above permanent seating, stairwells and other obstructions. End frames adjust so the Super-Straddle option can be used on slopes of up to 6° – perfect for auditoriums and theaters.



Power Wheel Assist

A power wheel assist on DC models activates hydraulic forward and reverse drive for faster, easier maneuverability. This option makes navigation of the Genie® IWP® Super Series lifts simple and effortless.

	AWP®-20S	AWP-25S	AWP-30S	AWP-36S	AWP-40S	IWP®-20S	IWP-25S	IWP-30S	DPL®-25S	DPL-30S	DPL-35S
Base Options											
STANDARD BASE	S	S	S	S	S	S	S		S	S	S
ROUGH TERRAIN BASE	0	0	0								
WIDE BASE (ANSI/CE/AUS ONLY)								S			
NARROW BASE	0	0	0								
Power Options											
AC	0	0	0	0	0	0	0	0	0	0	0
DC	0	0	0	0	0	0	0	0	0	0	0
DUAL BATTERY PACKAGE						0	0	0			
AIR MOTOR			0								
Other Options											
TILT-BACK				S	S						
OUTREACH PACKAGE						0*					
POWER WHEEL ASSIST						0	0	0			
Accessories											
SUPER STRADDLE™	0	0	0	0	0						
TOOL TRAY	0	0	0	0	0	0	0	0	0	0	0
PLATFORM-LOCATING LASER LIGHT	0	0	0	0	0	0	0	0	0	0	0
FLUORESCENT TUBE CADDY	0	0	0	0	0	0	0	0	0	0	0
OPERATIONAL WARNING LIGHT AND DESCENT ALARM PACKAGE	0	0	0	0	0	0	0	0	0	0	0

0 = Option S = Standard * = Not available in CSA



Operational Warning Light



Fluorescent Tube Caddy
(only available on narrow or standard platform)



Work Station Tray
(not available on narrow or ultra-narrow platforms)

Options for Genie® Runabout® Models

	GR™-12	GR-15	GR-20	GRC™-12	QS™-12	QS-15	QS-20
Platform							
QUICKSTOCK™ REAR PARCEL TRAY					S	S	
QUICKSTOCK DUAL BIKE HOOKS					0	0	0
WORKSTATION TRAY	S	S		S			
FLUORESCENT TUBE CADDY	0	0	0	0			
EXTENSION DECK WITH SWING GATE	0	0	0	S			
Warning							
MOTION ALARM	0	0	0	0	0	0	0
AUTOMOTIVE-STYLE HORN	0	0	0	0			
Power							
800 WATT INVERTER	0	0	0	0			
MAINTENANCE-FREE BATTERY	0	0	0	0	S	S	S

0 = Option S = Standard



Rear Parcel Tray for QS Models

The standard rear parcel tray on Genie QS-12 and QS-15 lifts gives the operator additional workspace for items such as a toolbox and light tools, and will hold up to 150 lb (68 kg).



Dual Bike Hooks for QS Models

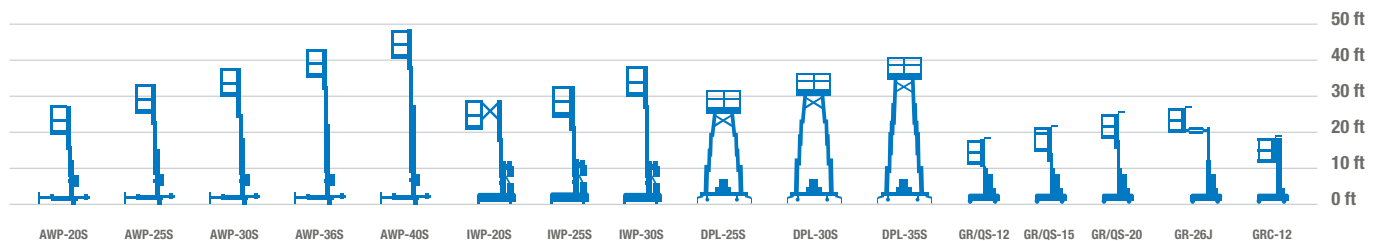
A convenient way to lift bicycles up to or down from high displays or warehouse shelving — no need for the operator to lift, maneuver or hold the bicycle in the platform. Will hold up to 45 lb (20 kg).

Specifications

Aerial Work Platforms

MODEL	WORKING HEIGHT		WIDTH		PLATFORM HEIGHT		LIFT CAPACITY	
	US	METRIC	US	METRIC	US	METRIC	US	METRIC
Aerial Work Platforms								
AWP®-20S	26 ft 1 in	8.12 m	2 ft 5 in	.74 m	20 ft 1 in	6.12 m	350 lb	159 kg
AWP-25S	30 ft 10 in	9.57 m	2 ft 5 in	.74 m	24 ft 10 in	7.57 m	350 lb	159 kg
AWP-30S	35 ft 6 in	11.00 m	2 ft 5 in	.74 m	29 ft 6 in	9.00 m	350 lb	159 kg
AWP-36S	42 ft 5 in	13.10 m	2 ft 5 in	.74 m	36 ft 5 in	11.10 m	350 lb	159 kg
AWP-40S	46 ft 4 in	14.29 m	2 ft 5 in	.74 m	40 ft 4 in	12.29 m	300 lb	136 kg
Industrial Work Platforms								
IWP®-20S	26 ft 6 in	8.24 m	2 ft 8 in	.81 m	20 ft 6 in	6.24 m	350 lb	159 kg
IWP-25S	30 ft 5 in	9.44 m	2 ft 8 in	.81 m	24 ft 5 in	7.44 m	350 lb	159 kg
IWP-30S	35 ft 6 in	11.00 m	3 ft 4 in*	1.02 m*	29 ft 6 in	9.00 m	350 lb	159 kg
Dual Personnel Lifts								
DPL®-25S	31 ft 4 in	9.70 m	2 ft 7.5 in	.80 m	25 ft 4 in	7.70 m	750 lb	340 kg
DPL-30S	36 ft	11.14 m	2 ft 7.5 in	.80 m	30 ft	9.14 m	750 lb	340 kg
DPL-35S	40 ft 10 in	12.62 m	2 ft 7.5 in	.80 m	34 ft 10 in	10.62 m	600 lb	272 kg
Self-Propelled Aerial Work Platforms (Genie® Runabout™ Family And Quickstock™)								
GR™-12	17 ft 5 in	5.45 m	2 ft 5.5 in	.75 m	11 ft 4 in	3.45 m	500 lb	227 kg
GR-15	20 ft 8 in	6.52 m	2 ft 5.5 in	.75 m	14 ft 8 in	4.52 m	500 lb	227 kg
GR-20	25 ft 9 in	8.02 m	2 ft 7.5 in	.80 m	19 ft 9 in	6.02 m	350 lb	159 kg
GR-26J	31 ft 11 in	9.90 m	3 ft 8.8 in	1.14 m	25 ft 11 in	7.90 m	500 lb	227 kg
GRC-12	18 ft	5.66 m	2 ft 7.5 in	.80 m	12 ft	3.66 m	500 lb	227 kg
QS™-12	17 ft 5 in	5.48 m	2 ft 5.5 in	.75 m	11 ft 5 in	3.48 m	500 lb	227 kg
QS-15	20 ft 8 in	6.47 m	2 ft 5.5 in	.75 m	14 ft 8 in	4.47 m	500 lb	227 kg
QS-20	25 ft 11 in	8.07 m	2 ft 7.5 in	.80 m	19 ft 11 in	6.07 m	350 lb	159 kg

*Wide Base





6464 185th Ave. NE, Redmond, WA 98052

Toll Free in USA/Canada +1 (800) 536-1800 · Telephone +1 (425) 881-1800 · Fax +1 (425) 883-3475

www.genielift.com

Worldwide Manufacturing And Distribution

Australia · Brazil · Caribbean · Central America · China · France · Germany · Italy · Japan · Korea · Mexico
Southeast Asia · Spain · Sweden · United Arab Emirates · United Kingdom · United States

Effective Date: April, 2018. Product specifications and prices are subject to change without notice or obligation. The photographs and/or drawings in this document are for illustrative purposes only. Refer to the appropriate Operator's Manual for instructions on the proper use of this equipment. Failure to follow the appropriate Operator's Manual when using our equipment or to otherwise act irresponsibly may result in serious injury or death. The only warranty applicable to our equipment is the standard written warranty applicable to the particular product and sale and we make no other warranty, express or implied. Terex, Genie, Taking You Higher and other marks are trademarks of Terex Corporation or its subsidiaries. © 2018 Terex Aerial Work Platforms. GPB 3K 0109M. Part No. 109304.



DM100304