



Tugger

10,000lb(4,500kg) Towing Capacity

BWT45S-7



Center Control Rider

6,500lb(3,000kg) Capacity

BWC33S-7



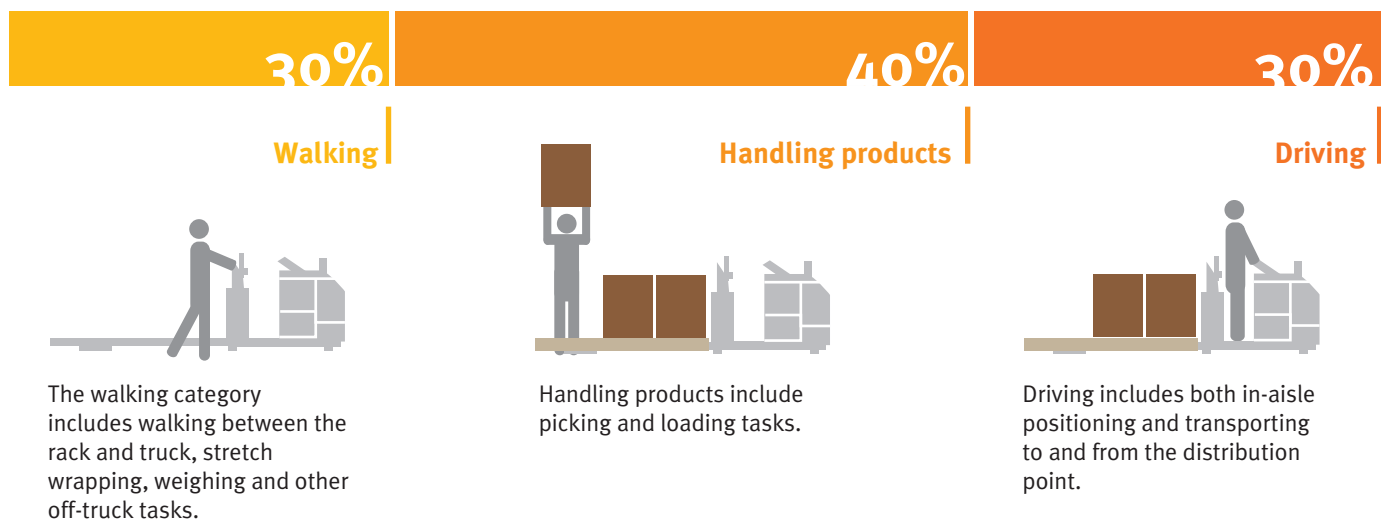
Gives You More 'Standard'

The BWT45S-7 Tugger features a 10,000 lb towing capacity to keep productivity moving. Doosan includes many standard features that are optional on competitive products.

- Power Steering is standard, making steering effortless and increasing productivity.
- An amber strobe light makes co-workers aware of the vehicle as it moves through the warehouse.
- AC Drive Control System for more operating efficiency and less maintenance.
- Battery rollers and dual side gates allow battery installation and removal from either side.
- A standard Hourmeter/BDI keeps track of the battery state of charge and run time.
- Operator safety and comfort are improved with a cushioned floor mat over a suspended floorboard that automatically applies the brake when the operator exits the vehicle.



Total Picking Cycle





Safety and Productivity

Doosan's BWC33S-7 Center Control Rider can make picking orders safer and more productive.

By placing the operator's compartment in the center of the truck, your operator is in a safer, more protected environment.

This center location also puts the load behind the operator during transport providing an unobstructed view in the forward direction.

The operator is in closer proximity to the pallet, saving steps and increasing pick speeds.

- Electronic power steering reduces fatigue and makes maneuvering in tight spaces much easier.
- The spring loaded floorboard absorbs shock and applies the brake when the operator exits on either side of the truck.
- Electronic Coast Control mode can be selected with a switch on the dash. Engaging Coast Control allows the truck to coast to a stop while the operator picks an item and places it on the pallet, performing a rapid, productive pick in one smooth motion.

The BWC33S-7 Center Control Rider can double as a transporter and a low level orderpicker, freeing up more expensive equipment.

Technology That Works

Curtis solid state controllers provide smooth acceleration and seamless directional control. Its Regenerative Braking feature adds energy back to the battery to improve efficiency.



Power and Performance

With AC Power, you will benefit from faster acceleration, more torque, higher efficiency, and lower maintenance costs due to the brush-less design.



Real Time Information

Doosan powered warehouse vehicles come standard with an Hour Meter/Battery Discharge Indicator to keep track of hours used and reserve battery power at a glance.



GET **MORE** FOR YOUR MONEY

Tugger **BWT**

Ergonomic Handle

Reduces operator fatigue.

Power Steering

Reduces steering effort by up to 90%.

Hour Meter / BDI

Tugger comes standard with an Hour Meter/Battery Discharge Indicator to keep track of hours used and reserve battery power at a glance.

Coast Control

Coast Control is an orderpicking mode that allows the truck to coast a short distance to position the pallet behind the operator when handling product.

Stabilizing Caster

Helps to stabilize operator and load in turns and sudden stops.

Dual Battery Entry/Exit Gates

For loading and unloading a replacement battery from either side.

Magnetic Battery Storage Tray


Offers handy accessible storage for those must-have items that help get the job done.

Flashing Light (Optional)

Alerts others to your presence.

Storage Compartment

Handy compartment for out of the way storage.



Low-Platform Step

0.04 in (250 mm)
Eases entry and exit of vehicle.



Operator Sensing Floorboard

Turns off truck and applies brake when operator exits truck.

Suspended Floating Floorboard

Urethane cushion floorboard delivers superior comfort to the operator.



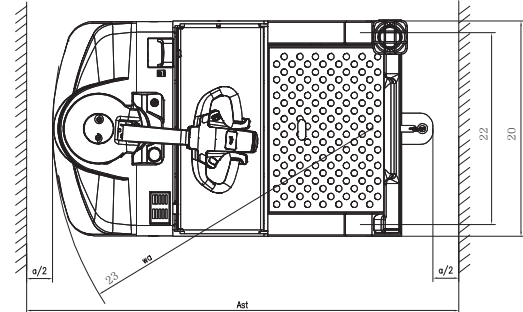
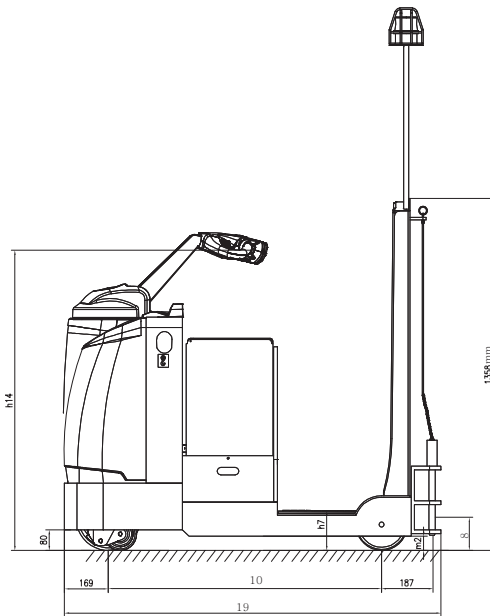
Hitch (Option)

Eye Hitch

Pintle Hitch

Automatic Hitch





Specification

Characteristics		
1 Model		BWT45S-7
2 Power type		Electric
3 Operator type		Standing
4 Towing capacity	lbs (kg)	9920 (4500)
5 Tire type (front/rear)	D/T	Polyurethane/Polyurethane
6 Wheels (x = driven)	F/R	1 x, 2/2
7 Rated traction weight(60 minutes rated)	lbs(kg)	242(110)
8 Drawbar center height	in (mm)	5(128)
9 Max.drawbar pull	lbs(kg)	661(300)
10 Wheelbase	in (mm)	41.5 (1054)
Weight		
11 Total service weight(with battery)	lbs (kg)	2204 (1000)
12 Axle loading: loaded (front/rear)	lbs (kg)	1278(580)
13 Axle loading: unloaded (front/rear)	lbs (kg)	926(420)
14 Battery weight	lbs (kg)	1232(559)
Chassis		
15 Tire compound		Polyurethane
16 Tire size (front)	in (mm)	10 x 3 (250 x 80)
17 Tire size (rear)	in (mm)	7.9 x 2 (200 x 50)
18 Additional wheels	in (mm)	5 x 2.4 (127 x 57)
Dimensions		
19 Overall length	in (mm)	56 (1422)
20 Overall width	in (mm)	32.7 (830)
21 Ground clearance	in (mm)	2 (55)
22 Aisle width	in (mm)	65.7 (1670)
Performance		
23 Turning radius	in (mm)	48.6 (1235)
24 Service brake		Electro-Magnetic
25 Travel speed: loaded/unloaded	mph (kph)	5.6/8.7 (9/14)
26 Gradeability: loaded/unloaded	%	4/20
27 Drive motor capacity	kW	4
28 Battery voltage nominal capacity: K5	V/Ah	24/560
30 Battery compartment size (780 x 335 x 625)	in	30.7 x 13 x 24.6

* Specifications and dimensions of vehicles may change without notice for quality improvement, and images shown in this catalog may differ with actual ones.

GET **MORE** FOR YOUR MONEY

Center Control Rider

BWC

Ergonomic Handle

Reduces operator fatigue.

Power Steering

Reduces steering effort by up to 90%.

Hour Meter / BDI

Center control rider comes standard with an Hour Meter/Battery Discharge Indicator to keep track of hours used and reserve battery power at a glance.

Coast Control

Coast Control is an orderpicking mode that allows the truck to coast a short distance to position the pallet behind the operator when handling product.

Stabilizing Caster

Helps to stabilize operator and load in turns and sudden stops.

Dual Battery Entry/Exit Gates

For loading and unloading a replacement battery from either side.

Magnetic Battery Storage Tray

Offers handy accessible storage for those must-have items that help get the job done.

Flashing Light (Optional)

Alerts other to your presence for safer operations.


Lift/Lower Switches

Allows lift and lower function on either side while facing rearward to enter and exit pallet.



Storage Compartment

Handy compartment for out of the way storage.



Low-Platform Step

0.04 in (250 mm)
Eases entry and exit of vehicle.



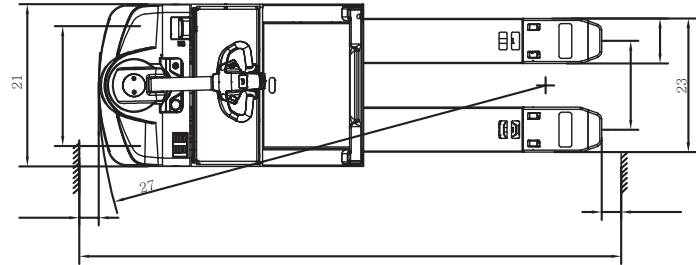
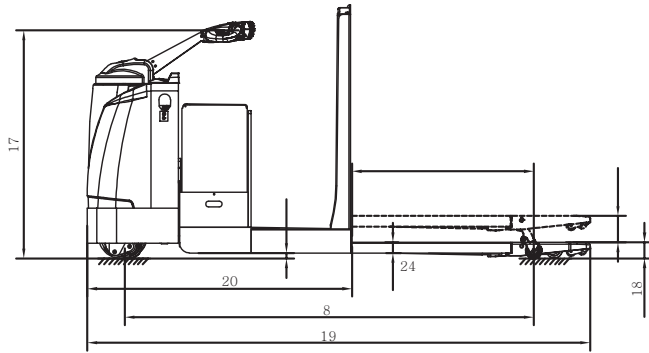
Operator Sensing Floorboard

Turns off truck and applies brake when operator exits truck.

Suspended Floating Floorboard

Urethane cushion floorboard delivers superior comfort to the operator.





Specification

Characteristics		
1	Model	BWC33S-7
2	Power type	Electric
3	Operator type	Standing
4	Load capacity	lbs (kg) 6600 (3000)
5	Tire type	D/L/C Polyurethane
6	Wheels (x = driven)	F/R 1 x, 2/2
7	Load center	in (mm) 24 (600)
8	Wheelbase	in (mm) 83.3 (2115)
Weight		
9	Total service weight	lbs (kg) 1984 (900)
10	Axle loading: loaded (front/rear)	lbs (kg) 2624/5975 (1190/2710)
11	Axle loading: unloaded (front/rear)	lbs (kg) 1455/529(660/240)
12	Battery weight	lbs (kg) 1232(559)
Chassis		
13	Tire compound	Polyurethane
14	Tire size (front)	in (mm) 10 x 3 (250 x 80)
15	Tire size (rear)	in (mm) 3.23 x 6.81 (82 x 173)
16	Additional wheels	in (mm) 5 x 2.4 (127 x 57)
Dimensions		
17	Height of control handle in drive position (min/max)	in (mm) 42/54 (1070/1370)
18	Lowered fork height	in (mm) 3.2 (82)
19	Overall length	in (mm) 101 (2570)
20	Length to face of forks	in (mm) 53 (1350)
21	Overall width	in (mm) 32.4 (823)
22	Fork dimensions	in (mm) 2 x 9 x 48 (55 x 230 x 1220)
23	Overall fork width	in (mm) 27(685)
24	Ground clearance	in (mm) 1 (27)
Performance		
25	Turning radius	in (mm) 90 (2290)
26	Service brake	Electro-Magnetic
27	Travel speed: loaded/unloaded	mph (kph) 3.6/3.7 (8/8.5)
28	Lift speed: loaded/unloaded	fps (mps) 0.08/0.1(0.025/0.035)
29	Lowering speed: loaded/unloaded	fps (mps) 0.1/0.1 (0.03/0.03)
30	Gradeability: loaded/unloaded	% 8/20
31	Drive motor capacity	kW 2.2
32	Lift motor capacity	kW 1.5
33	Battery voltage nominal capacity: K5	V/Ah 24/560
34	Battery compartment size (780 x 335 x 625)	in 30.7 x 13 x 24.6

* Specifications and dimensions of vehicles may change without notice for quality improvement, and images shown in this catalog may differ with actual ones.

Complementary Products

Doosan manufactures a wide range of quality products utilizing the latest technology and safety features.

Doosan's warehouse equipment provide excellent mobility and increased return on your investment over larger more expensive units.

Combined with our Electric, LPG, and Diesel powered forklifts, Doosan's warehouse products will bring efficiency to your operation, increasing your overall productivity.

SITDOWN FORKLIFTS



4-wheel LPG cushion tire
3,000 - 6,500lb capacity



4-wheel, LPG/Diesel pneumatic tire
3,000 - 36,500lb capacity



3-wheel, Electric cushion tire
2,500 - 4,000lb capacity



4-wheel, Electric cushion tire
3,000 - 6,500lb capacity













REACH TRUCKS



Pantograph Reach Truck
3,500 - 4,000lb capacity



Tugger

Application Chart						
Transporting	 Hand Pallet Truck HPT	 Walkie Pallet Truck BW	 Rider Pallet Truck BWR	 Tugger BWT	 Center Control Rider BWC	 Electric Counterbalanced Truck 3-wheel Cushion 4-wheel Cushion
		 Walkie Stacker BWS	 Walkie Reach Stacker BWP	 Reach Truck BRP		
Storage / Stacking						
Personnel Transport				 Stock Chaser BSC	 Personnel Carrier BUV	 Burden Carrier BBC

WAREHOUSE EQUIPMENT



Center Control Rider



Hand Pallet Truck
5,500lb capacity



Walkie Pallet Truck
4,500lb capacity



Rider Pallet Truck
6,500lb capacity



Walkie Stacker
3,300lb capacity



Walkie Reach Stacker
3,300lb capacity



Burden Carrier
4,400 - 5,500lb capacity



Personnel Carrier
600lb capacity



Stock Chaser
1,000lb capacity